

I Welcome to Tokai-mura

I-1 Introduction to Tokai-mura

II In Case of Emergency

II-1 Fires and Traffic Accidents

II-2 Natural Disaster

II-3 Medical Information

III Administrative Procedures

III-1 Registration for Foreign Residents

III-2 Registration of Transnational Families

III-3 Seal (hanko) Registration

III-4 National Health Insurance

III-5 National Pension Plan

III-6 Maternal and Child Health

III-7 Medical Welfare Subsidy System

III-8 Tax

III-9 Education and Childcare Support

III-10 Water Service and Sewage System

IV Life

IV-1 Housing

IV-2 Electricity

IV-3 Gas

IV-4 Telephone

IV-5 Garbage Disposal and Recycle

V For a Comfortable Life

V-1 Financial Institutions

V-2 Means of Transport

V-3 Cars

V-4 Home Delivery

V-5 Library

V-6 Seasons & Events

VI Support for Foreigners

VI-1 Tokai-mura Sister City Hall

VI-2 Tokai-mura International Association

VI-3 Japanese Language Classes

VI-4 Consultation Center for Foreigners

VII Main Public Facilities

I Welcome to Tokai-mura

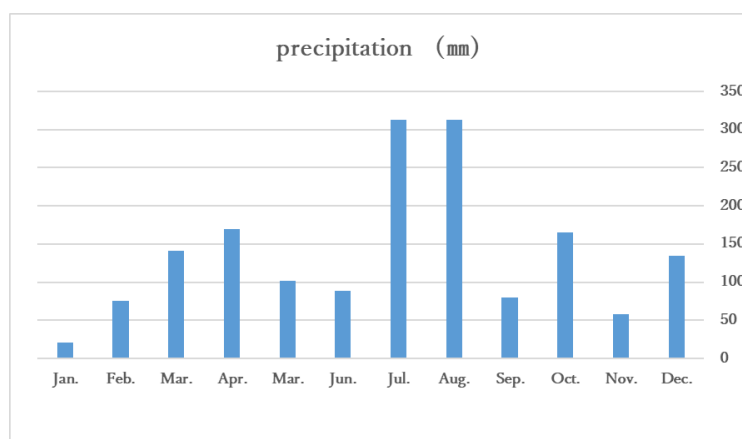
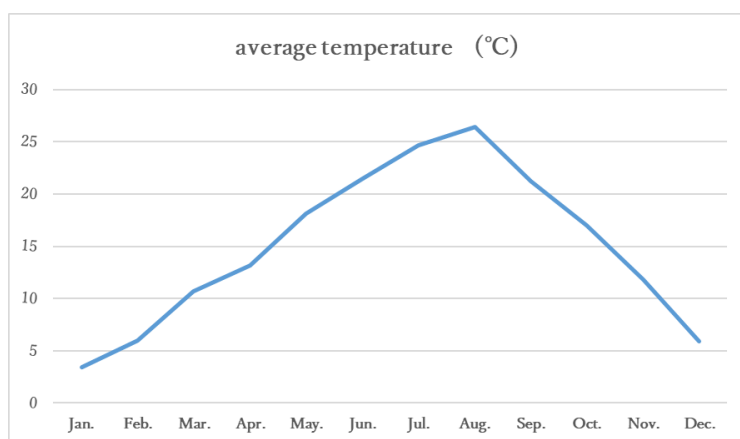
I-1 Introduction to Tokai-mura

Tokai-mura has the Kuji-gawa River to the north and the Shin River to the south. The northern part along the Kuji-gawa River and the lowland area to the east are formed of alluvial soil, and paddy fields can be found there. The plateau is 20-30 meters above sea level, and dry alluvial fields and lowland forests stretch to the east with a gentle slope down to the Pacific Ocean.

Muramatsu-mura and Ishigami-mura merged to form Tokai-mura on March 31, 1955. The name Tokai comes from "the Song of Sound Mind" by Toko Fujita who was a samurai warrior of the Mito clan in the late Edo period.

The birth of Tokai-mura coincides with the beginning of atomic research in Japan. It was decided to build an atomic research laboratory in Tokai-mura in 1956, and Japan's first atomic reactor was commissioned for research the following year.

Tokai-mura is also home to Muramatsusan Kokuzo-Do, one of the three Togoku Kokuzo-Bosatsu, and a great shrine dedicated to the divided spirit of Kotajingu of Ise.



Data: Year 2021 Place: Mito

Location	Tokai-mura is located at 36 degrees 28 minutes north latitude, 140 degrees 34 minutes east longitude, about 110 km northeast of Tokyo. It borders Hitachi City to the north, Naka City to the west, and Hitachinaka City to the south.
Area	38.00 km ²
Average temperature	Approx. 14°C
Annual mean rainfall	About 1,300 mm
Population	37,691 (as of April, 2021)
Registered foreign citizens	298 (as of April, 2021)
Village administration established	March 31, 1955
International Sister City	A friendship agreement was concluded with Idaho Falls in the State of Idaho, the U.S. in 1981.
Symbols	Village tree: Japanese black pine Village flower: Liliun maculatum Village bird: White-eye
Website	https://www.vill.tokai.ibaraki.jp/

II In Case of Emergency

II-1 Fire and Traffic Accidents

(1) In case of fire

- ① If there is a fire, you should let people nearby know by shouting "kaji da!" (Fire!) in a loud voice and call the fire department at 119.
- ② If the fire is small at an early stage, try to bring the fire under control with a fire-extinguisher or a bucket of water.
- ③ If the smoke is heavy or the flames are large enough to reach the ceiling, evacuate to a safe place immediately.

(2) Traffic accidents

- ① If someone is hurt, call an ambulance (Tel: 119) and give that person first aid.
- ② Call the police office and report the accident (Tel: 110).
- ③ Check the name, address, telephone number, and car license number of the other driver(s) involved in the accident.

II-2 Natural Disaster

In Japan, disasters such as typhoons, floods, and earthquakes occur frequently. It is important to be prepared for emergencies on a regular basis.

(1) Evacuation

It is important to evacuate to a safe place when a disaster such as typhoon, flood or earthquake occurs.

In case of heavy rain, pay attention to the rainfall and flooding conditions, and evacuate immediately when the village issues evacuation information. When the village issues "Alert Level 3", those who need time to evacuate should do so. When the village issues "Alert Level 4", evacuate as soon as possible.

The village provides Emergency Evacuation Assembly Areas for the evacuees. In addition to evacuating to a shelter, consider evacuating to a relative's or friend's house or other accommodation such as a hotel.

In the event of an earthquake, the Evacuation Assembly Areas are provided for people who have lost their houses due to the collapse or fire. Use the Evacuation Assembly Areas when there is a risk that your house may collapse or when you need water, food, or disaster information.

(2) Evacuation Assembly Areas

There are designated Evacuation Assembly Areas in the village for evacuation in case of disasters such as typhoons or earthquakes. When the village issues evacuation information or there is a risk that your house may collapse, evacuate to a safe place depending on the situation.

Check the nearest Evacuation Assembly Area beforehand to make sure you know where to evacuate in case of a disaster.

Main Evacuation Assembly Areas

Name	Address	Tel
Ishigami Community Center	1609 Ishigami-Uchijuku https://goo.gl/maps/gMzQQkCFvUqhFSjg8	029-283-2868
Muramatsu Community Center	3370-24 Muramatsu https://goo.gl/maps/X9djREjPSYrw1z4A8	029-282-9944
Shirakata Community Center	2077 Shirakata https://goo.gl/maps/XNodqH2fn4MmBPcD6	029-287-3534
Masaki Community Center	835-1 Muramatsu https://goo.gl/maps/GM7qX4t5HQ725Pxn9	029-283-4477
Nakamaru Community Center	345-1 Suwama https://goo.gl/maps/mutFUQQ126QF4K3U6	029-287-2128
Funaishikawa Community Center	158-1 Funaishikawa https://goo.gl/maps/LvzbhNtkSeB19jAn9	029-283-1951

Welfare Evacuation Assembly Areas for people who require special care such as the elderly or disabled

Tokai Welfare Center "Kizuna"	2005 Muramatsu https://goo.gl/maps/1sfhqXWHwRySuVEp6	029-283-2299
"Nagomi" Tokai Comprehensive Support Center	3-9-33 Funaishikawa-Ekihigashi https://goo.gl/maps/GxyhNtGJCCG9zjHv7	029-287-2525

(3) Emergency evacuation packing list

You need to have a plan in place and your evacuation kit ready to go in order to evacuate immediately in case of emergency.

Category	Items
Emergency foods, water at least for 3 days	Hardtack, canned food, nutritional supplements, candies, chocolates, drinking water, etc.
Evacuation tools	Flashlight, extra batteries, picnic sheet, etc.
Daily necessities	First aid kit, regular medication, medication notebook, sanitary products, masks, towels, wet wipes, clothes, toiletries, toilet paper, diapers (if needed), etc.
Valuables	Cash, bankbook, seal (hanko), passport, residence card, health insurance card, driver's license, etc.

(4) Access to disaster information

-Disaster Manual (Ibaraki International Association)

<https://www.ia-ibaraki.or.jp/kokusai/soudan/disaster/index.html>

-Tokai-mura provides disaster information in English and in Japanese on Tokai-mura Sister City Hall Facebook page.

<https://www.facebook.com/tokai.sch>

-NHK World Japan Multilingual Emergency Updates

<https://www.nhk.or.jp/nhkworld-blog/>

II-3 Medical Information

(1) Medical support for foreigners

Ibaraki International Association provides useful medical information and service for foreigners including multilingual "Medical Handbook", information of medical institutions with multilingual support and medical interpreter service.

Contact

Ibaraki International Association

2F The Hirosawa City Kaikan, 745 Ushirogawa, Senba-cho, Mito City, 310-0851

Tel: 029-241-1611 (Office)

029-244-3811 (Consultation Center for Foreigners)

Medical information for foreigners:

<https://www.ia-ibaraki.or.jp/kokusai/soudan/medical/index.html>

(2) Medical institutions in Tokai-mura

Name	Treatment subject	Address	Tel
Ibarakihigashi National Hospital	respiratory unit, respiratory organ surgery, cardiovascular surgery, pediatrics, pathological diagnosis	825 Terunuma https://goo.gl/maps/GkPzjFJCyTKknTfZA	029-282-1151
Tokai Hospital	internal medicine, pediatrics, surgery, otolaryngology, orthopedic surgery, rehabilitation, gynecology	2081-2 Muramatsu https://goo.gl/maps/jSFcKXktMLGyE1LP9	029-282-2188
Ogata Clinic	internal medicine, gastrointestinal, allergy department, dermatology	375 Muramatsu https://goo.gl/maps/SLb4CjwSjna9sgyY7	029-282-4781
Muto Pediatric Clinic	pediatrics, internal medicine	2245-10 Ishigami- Uchijuku https://goo.gl/maps/b6RfW7od1Vk5Fiac9	029-282-7722
Tokai Clinic	internal medicine, pediatrics, gastrointestinal, digestive organs	944 Funaishikawa https://goo.gl/maps/2w1GW3MnoD2fdpA37	029-283-1711
Higashihara Clinic	internal medicine, dermatology, allergy department, surgery, proctology, pediatrics	1707-1 Shirakata https://goo.gl/maps/ZuK1K8nNwFBYGBgg9	029-283-2301
Kuji Kids Clinic	pediatrics, kids' allergy department	2-8-6 Funaishikawa- Ekinishi https://goo.gl/maps/PERMCQja9xmPrQEF7	029-219-7303
Ibaraki Clinic Tokai	internal medicine, surgery, rehabilitation	1724-1 Ishigami- Uchijuku https://goo.gl/maps/7mVkc9D6ZWbhMGjX6	029-283-4110
Ishii Orthopedics Clinic	orthopedics surgery, rheumatism, rehabilitation	3-2-11 Tokai https://goo.gl/maps/DkWFA343aGNs3PiDA	029-270-5141
Uemura Orthopedics Clinic	orthopedics surgery, rheumatism, rehabilitation, etc.	689-7 Funaishikawa https://goo.gl/maps/2BtetaK7KxFAe87C7	029-270-5117
Tokai Ophthalmology	ophthalmology	732-31 Funaba https://goo.gl/maps/9rmtkH2TF8oqzy8cA	029-287-3111

Ishikawa Dental Clinic	general dentistry	3-1-30 Tokai https://goo.gl/maps/Jp_sVYQPYu5KC7vE6	029-282-3168
Muramatsu Dental Clinic	general dentistry	343-1 Muramatsu https://goo.gl/maps/bTh2zmxiTGu4eXH17	029-282-8837
Ito Dental Clinic	general dentistry	1-13-5 Muramatsu-Kita https://goo.gl/maps/Hecb72PGnygY5a1i6	029-283-0223
Kikuchi Dental Clinic	general dentistry	4-4-1 Funaishikawa-Ekinishi https://goo.gl/maps/HGuLpVovRgaAEPEaA	029-283-2728
Tsukimura Dental Clinic	general dentistry	1324-3 Shirakata https://goo.gl/maps/TUSBMpE8S7EhxXKo8	029-287-0230
Angel Dental Clinic	general dentistry	2-11-7 Funaishikawa-Ekinishi https://goo.gl/maps/bcPk3asvAuWy1AAy6	029-287-2206
Ishii Dental Clinic	general dentistry	271 Funaba https://goo.gl/maps/rXpQjSHGjQqa3hm76	029-287-2208
Clark Dental Clinic	general dentistry	3-15-19 Funaishikawa-Ekinishi https://goo.gl/maps/hDA5Ypp7VMkmazDK8	029-287-0045
Sagawa Dental Clinic	general dentistry	2124-24 Muramatsu https://goo.gl/maps/8jQmvyVMrKWDtnCD9	029-287-3911
Family Dental Clinic	general dentistry	AEON Tokai, 4-1-1 Funaishikawa-Ekihigashi https://goo.gl/maps/fNu8rESf6qi4SmMD7	029-287-2824
Koizumi Dental Clinic	general dentistry	830-1 Funaishikawa https://goo.gl/maps/qZ7P8SVAm9e6rd829	029-283-4182
Ezaki Dental Clinic	general dentistry	2334-2 Muramatsu https://goo.gl/maps/p7WPPpSnFdBgdbYB7	029-287-7688
Ito Dental Office	general dentistry	1167-72 Ishigami-Uchijuku https://goo.gl/maps/YnAxdCuQucaEy38e6	029-219-8902

III Administrative Procedures

III-1 Registration for Foreign Residents

Foreign nationals who are staying in Japan and meet conditions (1) to (4) listed below must file a notification with the Civil Registration Section of the Village Office.

If the said foreign national is 15 years of age or under, a relative living with him/her must file a notification on his/her behalf.

Items you need to bring with you

(1) Moving into Tokai-mura from outside Japan

- Residence Card
- Passport

(2) Moving into Tokai-mura from another city, town, village, etc. in Japan

- Residence Card
- Move-out Certificate (issued by the municipality in which the resident was formerly registered)
- My Number Card (if you have one)

(3) Change of address within Tokai-mura

- Residence Card
- My Number Card (if you have one)

(4) Moving out of Tokai-mura to somewhere in Japan or outside of Japan

- Residence Card
- My Number Card (if you have one)

(5) The following foreign nationals do not need to register as residents:

- a) those with a designated period of stay of "3months" or less
- b) those whose designated residence status is "Temporary Visitor"
- c) those whose designated residence status is either "Diplomat" or "Official"
- d) those specified by the ordinance of the Ministry of Justice as a person equivalent to a), b), or c) above.

To obtain information about residence status procedures, please contact the following addresses.

- Information Center of Tokyo Regional Immigration Services Bureau
5-5-30, Konan, Minato-ku, Tokyo 108-8255
Tel: 0570-013904 (IP, PHS, Overseas: 03-5796-7112)
E-mail: info-tokyo@i.moj.go.jp
- Mito Branch Office of Tokyo Regional Immigration Services Bureau
Mito Legal Affairs Joint Gov't Bldg. 1F
1-1 Kitami-cho, Mito City, Ibaraki 310-8540
Tel: 029-300-3601

III-2 Registration of Transnational Families

(1) Marriage

Marriage is validated when a marriage registration application is submitted to the Civil Registration Section of the Village Office.

- Requirements for registration

- Marriage registration certificate

- Seals of both partners (only for Japanese) and the couple's signatures

- Residence Card or Special Permanent Resident Certificate

- Affidavit of Competency to Marry ('Yoken-gubi shomeisho' in Japanese)*

*If foreign citizens wish to register a marriage with a Japanese municipality, they need a certificate showing that they satisfy the requirements for marriage under the laws of their country (Example: single status, age, and other requirements) and a Japanese translation of the certificate. Please contact the embassy issuing the certificate to satisfy the requirements.

- Certificate of nationality (such as a passport) and its Japanese translation

- Place of registration

Place of residence of husband or wife

- Applicant

Husband or wife

(2) Birth

If a baby is born in Japan, the birth must be registered with the Civil Registration Section of the Village Office within 14 days.

- Requirements for registration

- Birth registration form, Birth certificate

- Maternal and Child Health Handbook (boshi kenko techo)

- Seal of the person filing the registration (a signature is acceptable.)

- Place of registration

- Place of residence of father or mother or the birthplace of the child

- Applicant

- Father or mother, responsible adult who lives with the parents, the doctor who attended the birth or the midwife in this order

A newborn foreign national in Japan can stay in Japan for 60 days from the baby's birthday without residence status, but if the baby is going to stay in Japan for longer than 60 days, either the baby's father or the mother must apply for the baby's residence status with the Immigration Bureau of Japan within 30 days of the baby's birth.

- Requirements for registration

- Application for Permission to Acquire Residence Status

- Documents confirming the baby's birth (Certificate of Acceptance of Birth Registration, Maternal and Child Health Handbook, etc)

- Passport (can be submitted at a later date)

- Copy of the residence certificate (with information on all members of the same household)

- Other documents as required by the Immigration Bureau of Japan

(3) Death

When a person dies, the death must be registered with the Civil Registration Section of the Village Office within seven days of the death becoming known.

- Requirements for registration

- Death registration form, Death certificate

- Seal of the applicant

- Place of registration

- The place where he/she died or the registration place of the applicant

- Applicant

- Cohabiting relative, other resident, homeowner, or landowner in this order

III-3 Seal (hanko) Registration

(1) Registered seal and seal registration certificate

In Japan, you require a registered seal and a seal registration certificate when you make a contract to purchase an expensive article such as land, a house, or a car.

A seal registered with a public agency such as a municipal office is called a registered seal, and the document certifying that the seal is registered is called a seal registration certificate.

(2) Those who can register a seal

Those 15 years of age and over with a registration certificate

(3) Seal that can be registered

-Hard material such as boxwood, ivory or crystal.

-The size of a seal, when stamped, should be larger than 8 mm by 8 mm and smaller than 25 mm by 25 mm.

(4) Imprint of a seal acceptable for use by foreign nationals, namely:

-a seal engraved with the person's complete/full name in roman alphabet or with the name registered along with the name in roman alphabet, or

-a seal engraved with the person's first name, or

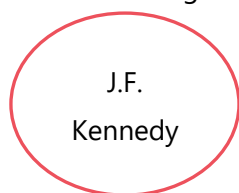
-a seal engraved with the person's last name (family name), or

-a seal engraved with the initials of the person's first and middle names, together with the full last name, or with the initial of either the first or the middle name, together with the full last name, or

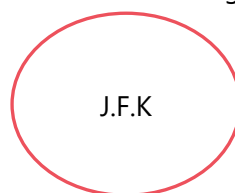
-a seal engraved with the person's full name or first or last name in katakana and roman alphabet (acceptable only for foreign nationals from countries that do not use Chinese characters), or

-a seal engraved with the person's common name. (Only for those whose common name is registered on the resident card.)

Examples: Seal that can be registered



Seal that cannot be registered



(5) Registration procedure

-When applying for seal registration in person, the seal to be registered should be produced along with some form of picture identification to verify the applicant's status (for example, Residence Card, a driver's license, or a passport).

-A representative can apply on the applicant's behalf.

III-4 National Health Insurance

(1) National Health Insurance

The National Health Insurance is a system that helps you cover part of the medical costs in case of an illness or injury by using insurance tax paid by enrollees in the system according to their income, age, etc.

Eligibility for Enrollment

-Foreign nationals who are registered as residents of Tokai-mura and whose period of stay is longer than 3 months.

-Foreign nationals whose period of stay is 3 months or less; whose status of residence is either "Entertainer," "Technical Intern Trainee," "Development," "Designated Activities," or "Official;" and who can be proven to be staying in Japan for longer than 3 months on the basis of documents (a school certificate, certificate of employment, etc.) corresponding to their residence status.

*Note: Foreign nationals who meet any of the following criteria cannot be enrolled in the National Health Insurance:

-those enrolled in health insurance provided by their employer, along with their dependents

-those without residence status

-those with "Temporary Visitor" or "Diplomat" residence status

-those with "Designated Activities" residence status and whose purpose of stay is to receive medical treatment or to act as a care taker for a person who enters Japan to receive medical treatment.

(2) Insurance tax

Insurance tax is calculated on the basis of the number of people in the same household, the previous year's income, age, etc.

(3) Benefit

A subscriber to the National Health Insurance pays only 30% of the cost of treatment received at a hospital (20% in the case of a preschool child and, depending on the person's income and other factors, between 20% and 30% if the person is aged 70 years or older).

Also, patients' burden is kept below the specified monthly limits under the High-cost Medical Care Benefit System, which compensates for excessive medical costs according to the household's income in the previous year.

When a child is born, 420,000 yen will be paid as a lump-sum allowance for childbirth and daycare.

(4) Subscription procedure

Application for National Health Insurance should be made to the Civil Registration Section of the Village Office. The procedure is per household, and an insurance card is issued for every family member.

(5) Withdrawal

You need to report your withdrawal to the Civil Registration Section to end your membership in cases such as moving out of the village or when you enroll in another Japanese public health insurance system.

III-5 National Pension Plan

Not only for Japanese, but also for foreign nationals aged between 20 and 59 residing in Japan, it is mandatory to enroll in the National Pension Plan. If foreign nationals meet the conditions for receiving the benefit, then they will be entitled to receive the benefit.

People who must join the National Pension Plan

You must go through the proper procedures to join the National Pension Plan. People who meet all of the following conditions are obligated to join the National Pension Plan:

- those who are residents of Japan
- those aged between 20 and 59
- those who do not belong to an Employees' Pension Insurance Plan or equivalent plan
- those who are not supported by a spouse who belongs to the Employees' Pension Insurance Plan or an equivalent plan.

(1) Premium of the National Pension Plan

When you join the National Pension Plan, you are required to pay a fixed insurance premium each month.

If it is difficult for you to pay the said insurance premium, you can apply for a system that may allow you to be exempt from paying the premium or to receive a grace period on payments.

(2) To receive the benefits of the National Pension Plan

If you are enrolled in the National Pension Plan and meet the recipient requirements, you will be entitled to the Old-age Basic Pension when you turn 65.

If you happen to be injured or die and you have met the recipient requirements, you will be entitled to the Disability Basic Pension or your family will be entitled to the Survivors' Basic Pension, etc.

Lump-sum withdrawal payment

If a person who paid the National Pension Plan premium for at least 6 months but does not qualify as a recipient of the Old-age Basic Pension leaves Japan and files for a lump-sum withdrawal payment within 2 years from the day when the said person no longer holds a domicile in Japan, the person will be paid a lump-sum withdrawal payment. For more information, please contact the Mitokita Branch Office of the Japan Pension Service.

Mitokita Branch Office, Japan Pension Service

2-3-32 O-machi, Mito City, Ibaraki 310-0062

Tel: 029-231-2283

<https://goo.gl/maps/A9dfdQWCef25E6Mi7>

Social Security Agreements

Social Security Agreements are signed with some countries so that the period in which you were enrolled in the National Pension Plan in Japan can be deemed as the period enrolled in the pension plan of the country that has signed the Social Security Agreement with Japan. The agreement is signed to help meet the recipient requirements in these countries (the enrollment period will be totaled) so as to avoid the paid insurance premiums from becoming wasted and to prevent dual coverage. Because the details of the Social Security Agreement differ for individual countries, please go to the webpage of the Japan Pension Service for more detailed information.

<https://www.nenkin.go.jp/international/>

III-6 Maternal and Child Health

(1) We issue a Maternal and Child Health Handbook (boshi kenko techo) to women who become pregnant. It is published in Japanese, English, Chinese and Korean.

Pregnant women will receive health checkup tickets with which the specific health checks are covered by public expenses (14 tickets for pregnancy checkups, 2 tickets for postpartum checkups and 1 ticket for newborn hearing screening). They also have access to the following services.

- (2) Infant medical checkup
- (3) 18-month infant medical checkup
- (4) Three-year-old infant medical checkup
- (5) Mother and child health counseling
- (6) Mothers' / parents' class (Hello Baby School)
- (7) Two and a half-year-old infant dental checkup
- (8) Baby class
- (9) Mini counseling
- (10) Parent-child class
- (11) Visits and advice for newborn infants
- (12) Vaccination

III-7 Medical Welfare Subsidy System

Tokai-mura will provide medical expense subsidies for children from 0-year-old to graduation from junior high school, single parent households, expectant and nursing mothers, and persons with severe disabilities.

Application for entitlement

It is necessary to apply for entitlement to the above system at the Village Office.

Requirements:

Health insurance card, seal, bank account information, taxation (income) certificate*.

*Only required for people whose income cannot be confirmed by Tokai-mura Village Office.

III-8 Tax

(1) Income tax

Income tax is a compulsory national tax and covers the income of each individual earned between January 1 and December 31 of every year. The previous year's income must be declared to the tax office between February 16 and March 15 of the following year. Salaried workers have their income tax withheld, and any excess or deficiency is dealt with by a year-end adjustment.

Boundary of taxable income Classification of resident*1		Domestic source income		Foreign source income	
		Paid domestically	Paid abroad	Paid domestically	Paid abroad
Resident	Non-permanent resident	Wholly taxable	Wholly taxable	Wholly taxable	*2
	Permanent resident	Wholly taxable	Wholly taxable	Wholly taxable	Wholly taxable
Non-resident		Basically taxable		Nontaxable	

*1: Classification of resident

Resident: Those who have an address in Japan, or those who have been living in Japan for more than one year

Non-permanent resident: Those who do not have Japanese nationality and have been living in Japan for a total of 5 years or less over the previous 10 years.

Permanent resident: Those who do not fall into the category of non-permanent resident.

Non-resident: Those who do not fall into the category of resident.

*2: On income gained abroad, only the amount assumed to have been sent to Japan is taxable. For detailed information, please contact the tax office or the Tax Section of the Village Office.

-Hitachiota Prefectural Tax Office

3662 Kanai-cho, Hitachiohta City, Ibaraki 313-8686

Tel: 0294-72-2171

<https://goo.gl/maps/JpgYStH5C16CeqaW6>

-Tax Section, Tokai-mura Village Office

Tel: 029-282-1711

(2) Village tax, Prefectural tax (Individual resident tax)

Prefectural tax is paid to the prefecture, while village tax is paid to the village. They are levied in one's place of residence on January 1.

The amount of tax is decided depending on one's income for the period between January 1 and December 31 of the previous year, and a tax notice is sent out in June. Tax can be paid in four installments (June, August, October, and January of the following year), or in a one-time payment. As for salaried workers, tax is deducted from their monthly salaries for 12 months between June and May of the following year.

A person planning to leave Japan between January and June who has earned income in the previous year and has lived in Tokai-mura up to January 1 must report to the Tax Section regarding village and prefectural taxes before the person leaves Japan.

(3) Light vehicle tax

This is the tax levied on light vehicles (motorbikes, light cars, small special motor vehicles, and two-wheeled compact cars). Due date is the end of May. All light cars must be registered. Anyone moving out of the village must register the change of address. If a car is scrapped it will continue to be subject to taxation unless the proper procedure has been followed.

Locations for registration of light vehicles

Type	Place to notify
Motorbikes, Small special motor vehicles	Tax Section of Tokai-mura Village Office 3-7-1 Tokai, Tokai Village Tel: 029-282-1711 https://goo.gl/maps/q4iUQG6o2T27jwwQ9
Light cars	Ibaraki Office of Light Motor Vehicle Inspection 4400 Sakado-cho, Mito City Tel: 050-3816-3105 https://goo.gl/maps/J3hszd2qq6V5ejcG8
Two-wheeled light cars, Two-wheeled compact cars	Ibaraki Transport Division of Kanto Transport Bureau 353 Sumiyoshi-cho, Mito City Tel: 050-5540-2017 https://goo.gl/maps/nFLvqWh9BT4Qowjk9

III-9 Education and Childcare Support

(1) Kindergarten

Kindergarten is for the education of children for 1-3 years before they enter elementary school. There are 4 public kindergartens and one private kindergarten in Tokai-mura. They accept children between the ages of 3 and 5. They start to accept applications for the following year (beginning in April) every October.

(2) Elementary school and junior high school

The Japanese education system consists of 6 years at elementary school, 3 years at junior high school, 3 years at senior high school, and 4 years at university. The 6 elementary school years and 3 junior high school years are compulsory. The school year begins in April and ends in March of the following year.

During the period of compulsory education, tuition and textbooks are free, but school lunches and educational materials are charged.

If a child is over 6/12 years old as of April 1 and registered as a resident and wishes to enter an elementary school / junior high school, the Board of Education will send the child's parents or guardians a notice of school admission.

If parents or guardians wish to transfer their children to a school in the village, they must obtain (1) a school registration certificate, and (2) a textbook supply certificate from the school the child attended previously. After resident registration has been completed, the new school will be appointed by the Board of Education and the documents (1) and (2) must be submitted to the designated school.

The village has six elementary schools: Shirakata Elementary School, Terunuma Elementary School, Nakamaru Elementary School, Ishigami Elementary School, Funaishikawa Elementary School, and Muramatsu Elementary School. There are two junior high schools: Tokai Junior High School and Tokai Minami Junior High School.

(3) Daycare Center (Nursery)

Children may attend a Daycare Center if their parents or guardians cannot take care of them because of work or illness.

There are three public and four private Daycare Centers in the village.

Application for admission can be made to the Childcare Support Section at any time. If the number of applications exceeds the capacity, the admission will be adjusted.

(4) Nintei Kodomoen

Nintei Kodomoen is a certified center for early childhood education and care that combines functions of kindergartens and daycare centers.

There is one public and two private Kodomoens in the village.

Kindergarten section of Kodomoen starts to accept applications for the following year (beginning in April) every October. Admission application for Daycare section of Kodomoen can be made to the Childcare Support Section at any time. If the number of applications exceeds the capacity, the admission will be adjusted.

(5) Small-scale Childcare Facility

It offers daycare services for children between 0-2 years old up to a maximum of 19 children. Children may attend a Small-scale Childcare Facility if their parents or guardians cannot take care of them because of work or illness.

There is one private Small-scale Childcare Facility in the village.

Application for admission can be made to the Childcare Support Section at any time. If the number of applications exceeds the capacity, the admission will be adjusted.

(6) After-school Children's Club

This is a facility that takes care of children after school while their parents or guardians are at work. There are six public and five private after-school children's clubs in Tokai-mura. The public after-school children's clubs accept applications for the following year (beginning in April) from late October to November. For application for the private after-school children's clubs, please contact each facility.

(7) Temporary Daycare

This service takes care of children temporarily when parents or guardians cannot provide care themselves due to an illness, a disaster, an accident, a ceremonial function, or other private reasons.

The following facilities provide temporary daycare service. Please contact each facility when you want to use the service.

- Migiwa Daycare Center
- Ozora Daycare Center
- Sunflower Kodomonomori Daycare Center
- Tokai Muramatsu-Syuku Kodomoen
- Sachinomi Kodomoen
- Oaks Funaba Kodomoen
- Kirara Tokai Nursery

(8) Community Childcare Support Center

Childcare counseling and childcare information are provided to families raising children at locations such as daycare centers and public facilities shown below. Please contact each facility for more information.

Public facility:

- Tokai Muramatsu-Syuku Kodomoen
- Nagahori Sukoyaka House
- Children's Center in Tokai Welfare Center "Kizuna"

Private Facility:

- Tulip Daycare Center
- Migiwa Daycare Center
- Ozora Daycare Center
- Sunflower Kodomonomori Daycare Center
- Sachinomi Kodomoen
- Oaks Funaba Kodomoen

(9) Care for sick children

Care for sick children is provided when a child is sick or convalescent but the parents or guardians cannot take care of him/her at home due to work or other reasons. The child is attended and emergency response is provided if needed.

- Care for sick/convalescent children

- Tokai-mura Care Center for Sick and Convalescent Children "Rupinasu"

Capacity: 4 children

Date/time: 8:00 a.m. – 6:00 p.m., Monday to Friday (except public holidays and December 29 to January 3),

Fee: 2,000 yen/full day, 1,000 yen/half a day for residents

3,000 yen/full day, 1,500 yen/half a day for parents working in the village

*Registration in advance is required.

- Care for convalescent children

- Oaks Funaba Kodomoen

* Please contact the facility for more information.

- Care for unwell children

- Tulip Daycare Center
- Migiwa Daycare Center
- Sunflower Kodomonomori Daycare Center
- Sachinomi Kodomoen
- Oaks Funaba Kodomoen

*The service is free of charge. Please contact the facility your child is attending for more information.

(10) Family Support Center “Suku Suku”

The service provides daycare support by a qualified childminder to parents in need.

Time: 8:30 a.m. – 5:00 p.m. (Overtime is negotiable.)

Fee: 500 yen/hour (600 yen/hour for overtime use or use on weekends and public holidays)

Applications are accepted at Family Support Center (Tokai Village Social Welfare Council)

(11) Child Allowance

We provide a child allowance until the child completes junior high school (the first March 31 after reaching the age of 15). However, there are certain conditions regarding the provision of the allowance.

(12) Institutions

Institutions	Address	Phone
Muramatsu Kindergarten	1-4-1 Muramatsu-kita https://goo.gl/maps/gP8w17thzeosJFKK8	029-282-2867
Ishigami Kindergarten	945 Ishigami-Tojuku https://goo.gl/maps/ugvLwaFCBAT1faYf9	029-282-3100
Funaishikawa Kindergarten	453 Funaishikawa https://goo.gl/maps/rYEZzHCMM6ej9Vpw5	029-282-2962
Suwama Kindergarten	440 Suwama https://goo.gl/maps/W1Xr9TdELf8H25Wh9	029-282-4631
Migiwa Kindergarten	1296-4 Suwama https://goo.gl/maps/uKzThqA2eZxpn2bw5	029-282-9155
Hyakutsuka Daycare Center	1829-3 Toyooka https://goo.gl/maps/qkKWfa48xLoGpy1N9	029-282-2949
Funaishikawa Daycare Center	2-17-39 Oyamadai https://goo.gl/maps/b2cd2VLQ8J9tpC1o9	029-282-4792
Keyaki-no-mori Daycare Center	3-7-2 Tokai https://goo.gl/maps/EsnjcmCX CNSNNZrz7	029-212-7083
Tulip Daycare Center	784-4 Funaba https://goo.gl/maps/V9JQq15e ojsME7Ai7	029-282-3158

Migiwa Daycare Center	1299-4 Suwama https://goo.gl/maps/JRanJykJpD4yidNq8	029-282-3380
Ozora Daycare Center	2822-1 Muramatsu https://goo.gl/maps/opuJeRBsFtSWBh2V8	029-287-3535
Sunflower Kodomonomori Daycare Center	718-3 Funaba https://goo.gl/maps/o7M5C8cTVmmhB2Yw7	029-287-7111
Tokai Muramatsu-Syuku Kodomoen	3370-1 Muramatsu https://goo.gl/maps/ofCZYvPVmMvcEjdD9	029-282-3700
Sachinomi Kodomoen	2330-3 Ishigami-Uchijuku https://goo.gl/maps/62qhGntMsSmYe7jU8	029-212-5057
Oaks Funaba Kodomoen	592-1 Funaba https://goo.gl/maps/eCNj2vEQ6Wid2p3Y6	029-352-3680
Kirara Tokai Nursery	3-6-28 Funaishikawa-Ekinishi https://goo.gl/maps/28jbNpEYJqPhsew27	029-212-6571
Nagahori Sukoyaka House	2116-1 Muramatsu https://goo.gl/maps/2S3upZjiFXtnokhX6	029-283-3664
Children's Center in Tokai Welfare Center "Kizuna"	2005 Muramatsu https://goo.gl/maps/7jYTPZ3pddFrWck79	029-306-1017
Tokai-mura Care Center for Sick and Convalescent Children "Rupinasu"	2081-2 Muramatsu https://goo.gl/maps/5faxmbA9asH2v9nG7	029-283-3522
Shirakata Elementary School	2009 Shirakata https://goo.gl/maps/tr5EPxr2QVbjTWs49	029-282-2680
Terunuma Elementary School	905-2 Terunuma https://goo.gl/maps/7bJWRTeUroZ3FoMS9	029-282-2024
Nakamaru Elementary School	2124-8 Muramatsu https://goo.gl/maps/4rKGXHpzFijacKeb6	029-282-2767
Ishigami Elementary School	1055 Ishigami-Tojuku https://goo.gl/maps/FtuN4qNVcyJCZxnp7	029-282-2005

Funaishikawa Elementary School	690-1 Funaishikawa https://goo.gl/maps/wWkSUptbvCUXH26S8	029-282-9238
Muramatsu Elementary School	1443 Muramatsu https://goo.gl/maps/XnFpYFaTU9DZHwkP9	029-282-4885
Funaishikawa After-school Children's Club	690-7 Funaishikawa https://goo.gl/maps/MDSfj5vNCQhGu63q7	029-282-9011
Nakamaru After-school Children's Club	2124-89 Muramatsu https://goo.gl/maps/EhbaeMkXAeroge9E8	029-287-7778
Terunuma After-school Children's Club	906-6 Terunuma https://goo.gl/maps/2vYYDW241dbYb3xv6	029-283-2623
Muramatsu After-school Children's Club	1524-1 Muramatsu https://goo.gl/maps/hTJVHTfQVXyPXmc46	029-283-0983
Ishigami After-school Children's Club	1073-1 Ishigami Tojuku https://goo.gl/maps/cWhhhJD8ZSdkSa5K8	029-284-0070
Shirakata After-school Children's Club	2010-1 Shirakata https://goo.gl/maps/Yd4WCuNj7WiVXwq68	029-287-0004
Tulip After-school Children's Club	784-4 Funaba https://goo.gl/maps/2e7kYTft7mxqTykC7	029-287-7725
Jolly Boat After-school Children's Club	524 Muramatsu https://goo.gl/maps/VbeRujsiKPLR76	029-229-0778
Kids Garden Shirakata After-school Children's Club	288-1 Shirakata https://goo.gl/maps/cQtzirZhwbhxbsTo8	029-287-0216
Oaks Funaba After-school Children's Club	592-1 Funaba https://goo.gl/maps/Vses1WBsSXPY6EZw9	029-352-3680
Wonder Rafu	523 Muramatsu https://goo.gl/maps/3Ac5oTqRuMnLjepw6	029-277-0586
Tokai Junior High School	825-12 Funaishikawa https://goo.gl/maps/unqQdrz3vaPDx2mv6	029-282-1625
Tokai Minami Junior High School	784-7 Funaba https://goo.gl/maps/pQ6TYugDSqshkMkq9	029-282-7821
Tokai High School	771-1 Muramatsu https://goo.gl/maps/EWy76tAUDqYcCxKu8	029-282-7501

III-10 Water Service and Sewage System

(1) In case of moving in and moving out

The Waterworks Section of the Village Office must be notified when you move in or move out.

(2) Water leakage

Repair work will be necessary if water leaks from a water pipe. Please ask a plumber designated by the village to repair the problem.

(3) Charge

An invoice for the total water charge covering both the basic charge and the charge for the amount used will be sent once every two months. An inspector checks the meter and calculates the amount used once every two months.

There is a sewerage charge in addition to the water charge depending on the amount of water consumed where the sewage system is provided.

Payment can be made by direct debit from a bank account, or the invoice can be paid at a financial institution, a convenience store, or the Waterworks Section using the transfer slip received after the meter has been checked.

IV Life

IV-1 Housing

(1) When renting an apartment or house

When renting an apartment or house it is usual to ask a real-estate agent to handle the procedures. Inform the agent about the maximum rent, room size, number of rooms and amount of sunshine that you require. Also describe the means of transport that you plan to employ. The agent will then take you to view some suitable properties.

Room area is usually expressed in terms of the number of tatami mats, and it is sometimes also expressed in square meters. One standard tatami mat is 180 cm long and 90 cm wide.

The number of rooms is expressed using the abbreviations LDK, DK, and K. For example, 3LDK means that there are three rooms in addition to a LDK which is a combined area of living room, dining room and kitchen.

(2) Contract

When you conclude a contract, you need to pay key money, a deposit, rent for the first month, and the real-estate agent's handling charge. You may also be asked to take out fire insurance. The handling charge paid to the real-estate agent is usually one month's rent. The rent is paid one month in advance.

-Key money

Key money is paid to the landlord when the contract is concluded. It is usually 1-3 months' rent.

-Deposit

The landlord is paid a deposit when the contract is concluded. It is usually 1-3 months' rent. The deposit will be refunded when the contract is terminated, but a charge for replacing the tatami mats may be deducted.

(3) Contract renewal and cancellation

A contract is usually concluded on a two-year basis, and the rent may be increased at the time of renewal. The landlord must be given one month's notice of your intention to terminate the contract or the deposit may not be refunded.

(4) Remodeling

The remodeling or redecoration of rental housing is normally prohibited, and undertaking such work without consulting the landlord in advance and obtaining prior approval is inadvisable.

IV-2 Electricity

(1) Starting to use electricity

In Japan, you can choose which electric power company to contract with. There are a variety of companies and plans available, so choose the one that best suits you. Even if you live in an apartment for rent, you can choose an electric power company. However, you need to consult with your landlord first as there may be some exceptions.

(2) Ampere breaker

If many electric appliances are used simultaneously, the ampere breaker may switch off the electricity. In this case, reduce the number of electric appliances being operated and switch the ampere breaker on again.

If the ampere breaker often switches the electricity off, it is advisable to contact your electric power company to increase the contracted amperage, and replace the ampere breaker.

(3) Appliances

Electricity supplied in eastern Japan is at 100V and 50Hz. Because the electricity in west Japan is 100V and 60Hz, electric appliances may need to be adjusted if you are arriving from that region. As for foreign electric appliances, it is necessary to confirm whether they can be used in Japan.

(4) Paying electricity bill

You need to pay the amount on the bill by the due date, using the method specified by your electric power company.

(5) Moving house

Once you decide your moving date, please inform your electric power company in advance. The bill for electricity used between the previous meter reading and the moving date is calculated on a daily basis.

IV-3 Gas

(1) Correct use of liquefied propane (LP) gas

When you purchase a gas appliance, you must confirm that it is specially designed for LP gas. (You cannot use an appliance designed for city gas.)

(2) Always confirm ignition and extinction with your own eyes.

Be sure to confirm visually that the gas has ignited and that it is completely extinguished at the end of use.

Never place a flammable item near a gas appliance.

(3) Do not forget ventilation.

When you use a gas appliance, you need to turn on the extractor fan or ventilate the room by opening the window occasionally.

Plenty of air is needed to burn LP gas. If ventilation is insufficient, oxygen will be in short supply and the room will fill with exhaust gas. That will lead to imperfect combustion and create a dangerous situation.

(4) Check the flame.

Be sure that the gas is burning with a blue flame. A red flame means imperfect combustion.

(5) If gas leaks

If you smell gas, completely turn off every fire in the room.

Open a door or window wide to allow effective ventilation to expel the gas.

LP gas is heavier than air and so may gather near the floor. Please ensure this area is well ventilated.

(6) If the gas-leak alarm rings

Shut off the gas valves and appliance valves.

Do not touch any electric outlets or switches. (This could cause sparks that may ignite the gas, resulting in an explosion.)

Never turn on a fan. Leave a running fan as it is.

IMPORTANT:

Contact the landlord and the LP gas dealer or the security agency immediately.

Do not use gas until an inspection has been completed.

IV-4 Telephone

(1) Inquiries and application for a landline telephone

Contact in foreign languages: Tel 0120-364-463

Office hours: 9:00 a.m. – 5:00 p.m. Monday through Friday (except weekends, national holidays, and December 29 to January 3)

(2) How to call from a landline telephone

-If you are calling a person whose phone number has the same area code as yours, you can omit the area code.

(Example)

Your number is 029-282-△△△△.

The number of the receiver is 029-282-○○△△.

Then, you dial 282-○○△△.

*Some local numbers will ask you to dial the area code even though the receiver has the same area code as yours. For example, when you call someone in an area such as Tsuchiura City or Tsukuba City, you need to dial using the area code 029.

-If you call a person whose phone number has a different area code from yours, you must dial that area code.

(Example)

Your number is 029-282-△△△△.

The number of the receiver is 0294-21-○○△△.

Then, you dial 0294-21-○○△△.

(3) Charge for landline telephone

You will receive a monthly telephone bill that includes the connection fee and call charge. You can pay the telephone bill by direct debit from your bank account, or you can take the invoice to a financial institution, a convenience store, or the window of the telephone company to pay the bill.

You can either purchase or rent telephone equipment. You need to pay a rental charge in addition to the telephone bill if you rent telephone equipment.

(4) Mobile telephones

You can make a mobile telephone contract with a mobile telephone company. Telephone companies offer various plans. The most widely used payment method is by direct debit from your bank account.

These are the main mobile telephone companies:

-NTT docomo Customer support

<https://www.nttdocomo.co.jp/english/support/inquiry/>

-SoftBank Customer support

<https://www.softbank.jp/en/mobile/support/contact/>

-au by KDDI Customer support

<https://www.au.com/english/support/>

-Rakuten Mobile

<https://corp.mobile.rakuten.co.jp/english/>

IV-5 Garbage Disposal and Recycle

(1) Separating the trash

Households inevitably generate garbage. By properly separating garbage, we can reduce the amount of garbage and use and recycle resources effectively. Household is the start of garbage discharge and it is your important role to separate your trash properly.

(2) How to separate

Please separate the household trash into “burnable,” “unburnable,” “bulky,” and “recyclables.” The collection site/day/time is designated for each category. Some specified trash cannot be collected by the village. Please see the following website for details:

<https://www.vill.tokai.ibaraki.jp/soshikikarasagasu/somminseikatsubu/kankyoseisakuka/1/1/674.html>

(3) Trash bag and coupon

To dispose of “burnable” or “unburnable” trash, you need to put them in a designated trash bag. You need to put a trash disposal coupon on “bulky” trash which cannot be put in a designated trash bag. Designated trash bags and coupons can be purchased at supermarkets and shops in the village. There is no designated trash bag for recyclables such as plastics and clothes, but you should put recyclables in any transparent or translucent bag.

Designated bag (burnables) Designated bag (unburnables) Trash disposal coupon



V For a Comfortable Life

V-1 Financial Institutions

(1) Banks

① To open an account

You need the following items to open a bank account.

-Seal (hanko)

-Identification documents (Residence Card/Special Permanent Resident Certificate, Passport)

You will be issued an account book when you open a bank account. At the same time, you can ask the bank to issue you a banking card to enable you to use the automatic teller machine (ATM) for deposits, withdrawals, and balance inquiries.

② Deposit, withdrawal, and transfer

You can find a specific form for a deposit, withdrawal, or transfer at the window. Fill in the blank sections surrounded by bold lines. You need your registered seal for withdrawal. You can also deposit, withdraw, and transfer using the ATM.

③ Currency exchange

Not every bank handles foreign currency exchange. You need to ask your bank for confirmation.

④ Direct debit utility payment

Electricity, gas, water, telephone, and the NHK license fee each has its own due date every month.

You can make a contract to pay the above fees by direct debit, which means that the payments are withdrawn from your account automatically on the due date. You can make the same contract with the post office (Japan Post Bank). You can also pay the fees at convenience stores.

⑤ Overseas remittance

You can remit money to a foreign country from most banks, but it will take a few days to remit money from an unauthorized bank because your remittance will be made via an authorized bank.

● Remittance methods

-Demand draft

You send a check issued by a financial institution to the recipient who will present it at the beneficiary's bank.

-Telegraphic transfer

You wire a payment order to the beneficiary's bank.

● Payment methods

-Advice payment

The receiving bank notifies the recipient of the remittance as soon as it receives the payment instructions, and pays the remittance to the recipient. You have to fill in the account number and address of the recipient to make a remittance by advice payment.

(2) Post Offices

You can buy a pre-stamped postcard called a 'kansei-hagaki' in Japanese.

You have to check with the post office on the required postage for international mail because it varies with the destination.

You can remit money from a post office either by sending a money order to the recipient or by transferring money to the recipient's account. You can also send cash by mail as long as the recipient is in Japan.

https://www.post.japanpost.jp/index_en.html

(3) Institutions

Bank

Name	Address	Tel
Joyo Bank, Tokai Branch	3-5-19 Funaishikawa-Ekihigashi https://goo.gl/maps/AD6oyg16KZH877A29	029-282-8111
Tsukuba Bank, Tokai Branch	2-1-47 Funaishikawa-Ekihigashi https://goo.gl/maps/KJeR6Fr7aEcxYG3s9	029-284-0081
Ibarakiken Shinyo Kumiai, Tokai Branch	2-16-16 Funaishikawa-Ekihigashi https://goo.gl/maps/Ve65Tau2NXRHfaQC9	029-284-0321
Mito Shinkin Bank, Tokai Branch	2-7-25 Oyamadai https://goo.gl/maps/5YPuyw2kU5mh5ECX6	029-283-1171
Chuo Labour Bank, Tokai Representative Office	4-7-23 Funaishikawa-Ekihigashi https://goo.gl/maps/aVko1J97RkLZr2e3A	029-287-2010
Hitachinaka Agricultural Cooperative, Tokai Branch	544-2 Funaba https://goo.gl/maps/AmxhE1XR4RqTBqdN6	029-282-0203

Post Office

Name	Postal service	Deposit service	ATM
Ishigami-Tojuku Simple Post Office 1054-2, Ishigami Tojuku, Tokai-mura https://goo.gl/maps/Kz1xJA7RtC9cwp3h9 029-282-0724	Weekdays: 9:00 - 16:00 Mail, stamps, packages	Weekdays: 9:00 - 16:00 Deposit, transfer, utilities, money orders, national pension	
Genken-mae Post Office 229-10 Muramatsu, Tokai-mura https://goo.gl/maps/MgLP6uPXZbFye19s7 029-282-2399	Weekdays: 9:00 – 17:00 Mail, stamps, packages	Weekdays: 9:00 - 16:00 Deposit, transfer, national pension, money orders, utilities, international remittance, national bonds	Weekdays: 9:00 -17:30 Saturdays: 9:00 - 12:30
Tokai-eki Nishiguchi Post Office 4-7-9 Funaishi-eki-nishi, Tokai-mura https://goo.gl/maps/EykPM3VWqu1a1YxX8 029-287-3488	Weekdays: 9:00 – 17:00 Mail, stamps, packages	Weekdays: 9:00 - 16:00 Deposit, transfer, national pension, money orders, utilities, international remittance, national bonds	Weekdays: 9:00 -17:30 Saturdays, Sundays and holidays: 9:00 -17:00
Tokai Suwama Simple Post Office 1432-14 Suwama, Tokai-mura https://goo.gl/maps/wRtr9dgdBD8HhpSg8 029-282-14770	Weekdays: 9:00 – 16:00 Mail, stamps, packages	Weekdays: 9:00 – 16:00 Deposit, transfer, utilities, money order, national pension	
Muramatsu Post Office 3382-1, Muramatsu, Tokai-mura https://goo.gl/maps/fHTY11GNUMAZsScAj9 029-282-2021	Weekdays: 9:00 – 17:00 Mail, stamps, packages	Weekdays: 9:00 – 16:00 Deposit, transfer, national pension, money orders, utilities, international remittance, national bonds	Weekdays: 9:00 – 17:30 Saturdays: 9:00 – 12:30
Tokai Post Office 1-27,Tokai3-chome, Tokai-mura https://goo.gl/maps/eggeLNCf3ykSU87L6 029-282-9882	Weekdays: 9:00 – 17:00 Mail, stamp, packages, certification of contents	Weekdays: 9:00 – 16:00 Deposit, transfer, national pension, money orders, utilities, international remittance, national bonds, investment trust	Weekdays: 8:45 – 19:00 Saturdays, Sundays and holidays: 9:00 – 17:00

V-2 Means of Transport

(1) Train

Joban Line (JR)

Up-trains go in the Mito or Tokyo direction, and down-trains go in the Hitachi or Iwaki direction. Local trains and limited expresses are available. You need a railway ticket to take a local train, and both a railway ticket and a limited express ticket to take a limited express.

- **Buying a railway ticket**

You can buy a railway ticket from the ticket sales window, a ticket vending machine (for short distance tickets), or a seat reservation ticket vending machine.

- **Child fare**

A railway ticket, limited express ticket, or seat reservation ticket for a child is half the cost of the corresponding adult ticket. Infants or babies travel free when accompanied by an adult. However, if there are three or more infants per adult or child, only two of them will not require train tickets.

Categories

Adult: 12 years old and older (An elementary school pupil is considered a child.)

Child: 6 - 11 years old (A preschool child is considered an infant.)

Infant: 1 -5 years old

Baby: Younger than 1 year old

Contact

JR East Info Line (Guidance in English, Korean, and Chinese)

Tel: 050-2016-1603

Hours: 10:00 a.m. – 6:00 p.m. (except New Year holidays)

(2) Express bus

- Express bus Tokai and Katsuta line (Tokai-mura ⇔ Tokyo station)

Express buses for Tokyo leave from the following bus stops in the village daily. Seats are on a first-come-first-served basis.

Bus stops: Japan Atomic Energy Agency, Japan Atomic Energy Research Institute, East exit of Tokai station, North exit of Midorigaoka Danchi

Fare:

Adult: 2,300 yen, Child: 1,150 yen (Discount coupon is available)

Express bus ticket sales window

-Inside the express bus

-Katsuta Office of Ibaraki Kotsu 029-272-7311

-JR Bus Kanto (JR Bus Shinjuku Station, Tokyo Station, and express bus service counter in front of Mito station)

- Narita airport express bus "Rose Liner" (East exit of Tokai station ⇔ Narita airport)

All seats are reserved seats. You can take the bus without making a reservation if there is a vacant seat.

Fare:

Adult: 3,200 yen, Child: 1,600yen

Reservation:

Call 029-309-5381 (9:00 a.m. – 6:00 p.m.)

You can make a reservation from one month in advance up to one day before departure.

You can also make a reservation from the Ibaraki Kotsu website:

<http://www.ibako.co.jp/>

Inquiries:

Katsuta office of Ibaraki Kotsu 029-272-7311

- Haneda Airport Bus (East exit of Tokai station ⇔ Haneda airport)

All seats are reserved seats. You can take the bus without making a reservation if there is a vacant seat.

Fare:

Adult: 3,900 yen, Child: 1,950yen

Reservation:

Call 029-309-5381 (9:00 a.m. – 6:00 p.m.)

You can make a reservation from one month in advance up to one day before departure.

You can also make a reservation from the Ibaraki Kotsu website:

<http://www.ibako.co.jp/>

Inquiries:

Katsuta office of Ibaraki Kotsu 029-272-7311

(3) Taxi

There are two ways to take a taxi.

-Call a taxi by telephone.

-Take a taxi at the taxi terminal.

You can find taxi terminals outside stations, airports, sightseeing spots, hotels and hospitals, and you have to wait in line.

The taxi driver will open the left rear door of the taxi for the customer.

You have to pay the basic fare and the fare for the distance traveled. There is a 20% surcharge when traveling between 10:00 p.m. and 5:00 a.m.

Contact

-Joto Tax: 0120-11-2595

-Tokai Taxi: 0120-03-1731

-Sun Taxi: 0120-82-0377

(4) On-demand share-ride taxi service "Ainori-kun"

Ainori-kun is a service for Tokai Village residents, which provides door-to-door service (from your home or designated location to the destination), at lower fares compared with general commercial taxi service.

Conditions:

-The service is available from 8:00 a.m. to 5:00 p.m. (4:00 p.m. on Saturday) except Sunday, public holidays and New Year holidays.

-Both the departure point and the destination must be within Tokai Village.

-The fare is 300 yen for one trip (one way), and 100 yen for disabled people, people certified for Long-Term Care and children under 5 years old.

How to use:

1. Apply for registration at any of the following places. (In person or by post/FAX)

-Tokai village Office; Welfare General Affairs Section or Elderly Welfare Section (1st floor)/
Planning and Management Section (3rd floor)

-Tokai Village Social Welfare Council in Tokai Welfare Center "Kizuna"

-Tokai Comprehensive Support Center "Nagomi"

2. Call "Tokai-mura On-demand Taxi Information Center" for reservation two days in advance or at least 30 minutes before the time you want to use a taxi. You need to reserve a week in advance if you use a wheelchair.

For details, see

https://www.vill.tokai.ibaraki.jp/soshikikarasagasu/kikakusomubu/hishokohoka/1/1_1/1264.html

Contract for reservation:

Tokai-mura On-demand Taxi Information Center

Tel 029-306-2828

Hours: 7:15 a.m. - 4:30 p.m. (3:30 p.m. on Saturday)

V-3 Cars

(1) Driver's license

Foreign citizens may drive a car in Japan under one of the following conditions.

① By using an international driver's license issued under the Geneva Convention
The license is effective for up to one year after arriving in Japan, or until the expiry date of the international driver's license, which is within that year.

② By obtaining a Japanese driver's license on the basis of the driver's license of your home country

If you have a driver's license issued in your home country, you can use it to obtain a Japanese driver's license. Please contact the address below to check whether any examinations or inspections may be required.

- Documents required to obtain a Japanese driver's license

- Driver's license issued in a foreign country (If it does not carry the issuance date, you need the certificate showing the issuance date and a Japanese translation.)

- Japanese translation of your driver's license: Your driver's license should be translated into Japanese either by the Embassy of your country or the Japan Automobile Federation (JAF).

- An official copy of your "jumin-hyo" or Certificate of Residence, indicating your nationality in case you are a foreign national

- An official copy of your "jumin-hyo" or Certificate of Residence, indicating the "honseki" or Registered domicile if you have Japanese nationality (If you have a resident registration overseas and are temporarily returning to Japan, you will need a copy of your family register and a certificate of residence.)

- International driver's license, if any

- Passport (It should show your immigration record)

- Passport type photograph (3cm by 2.4cm)

- Current and expired Japanese driver's license(s), if any

- Residence Card or Special Permanent Resident Certificate if you are a foreign national

- Applicants for motorcycles must wear a long-sleeved shirt, long pants, helmet, gloves, and shoes.

Contact

Driver's License Center of Ibaraki

029-293-8811

③ Obtaining a driver's license in the same way as a Japanese national

It is general practice to attend a driving school to obtain a driver's license in Japan.

Student drivers attend a driving school for about two months to learn traffic rules and practice driving.

Period of validity of a driver's license

Your first Japanese driver's license is valid from the date of issue until your birthday three years later. When you move to Tokai-mura, you must apply to Hitachinaka Nishi Police Office (029-272-0110) for registration.

(2) Obtaining a car

To own a car, you have to register it or change the name of the owner of the car, submit a certificate showing that you have a parking space, take out insurance, and pay tax. You need to have your car inspected periodically. An ordinary new car must be inspected for the first time three years after being registered, and once every two years thereafter.

① If you have a traffic accident

- Move your car to a safe place, and turn off the engine.
- If someone is hurt, call an ambulance (Tel: 119)
- Call the police office and report the accident (Tel: 110)
- Check the name, address, telephone number, and car license number of the other driver(s) involved in the accident.
- If there is a witness, make a note of his/her name and contact address.
- Contact your insurance company.

② Automobile liability insurance

This is compulsory insurance that a car driver is legally obliged to obtain.

③ Voluntary insurance

This is insurance to cover costs if the liability for damage repair exceeds the amount of compensation covered by the automobile liability insurance.

(3) Contact for counseling on traffic accidents

Chuo Kotsu Traffic Accident Counseling Center (Mito)

Tel 029-233-5621

(4) Contact for a breakdown on the road

Japan Automobile Federation (JAF) Ibaraki Branch: Tel 029-244-2660

Road Service Rescue Call: Tel 0570-00-8139

Abbreviated dialing: #8139

<https://english.jaf.or.jp/>

V-4 Home Delivery

Home delivery is a very convenient way to send a package. You can send a package from shops or convenience stores that display a home delivery sign. In addition, home delivery companies offer a service where they pick up your package at your home.

The charge for the package depends on the weight, size, and distance to the destination. If you wish to send perishable goods, cool home delivery is recommended because it can keep the goods fresh.

You can also rely on home delivery companies to send packages abroad because they usually offer a home moving service.

These companies will compensate for the loss of the package or delayed delivery within a stated limit.

You can also use the home delivery service at the post office to send packages.

Contact

-Yamato Transport Co., Ltd., Ibaraki Tokai Home Delivery Center

Tel: 029-831-7111 (Ibaraki Service Center)

Toll free number: 0120-01-9625

<https://www.kuronekoyamato.co.jp/en/contact>

-Seino Transportation Co., Ltd., Mito Branch

Tel: 029-295-0881

<https://www.seino.co.jp/en/>

-Sagawa Express Co., Ltd., Naka Office

Tel: 029-295-7555

<https://www.sagawa-exp.co.jp/english/>

V-5 Library

We continue to improve our library collection and services so that we can serve as a place for meetings and interaction to everyday life in the community. The library (including those at the community centers) holds roughly 240,000 books, 9,000 CDs/DVDs, and subscribes to 14 newspapers and 150 magazines.

(1) Library hours

Tuesday to Friday: 9:30 a.m. – 7:00 p.m.

Saturday, Sunday and public holidays: 9:30 a.m. – 5:00 p.m.

*The first Friday of each month is a stocktaking day. On these days the library is open from 1:00 p.m. to 7:00 p.m.

(2) Days closed

Mondays, stocktaking days (the first Friday in March and April), New Year holiday (December 29 – January 3), and a special inventory period (for 15 days or less once a year)

(3) User registration (Library Card)

You need to complete a user registration and get a Library Card to borrow books. The following people can register with the library: residents of Tokai-mura, those who work or go to school in Tokai-mura, and residents of areas with cooperative library agreements with Tokai-mura, namely the cities of Mito, Kasama, Hitachinaka, Naka, and Omitama and the towns of Ibaraki, Oarai, and Shirosato.

When registering with the library, you must present one of the following items to confirm your identity: a driver's license, a health insurance card, an employee card, a student card, or similar.

(4) Borrowing conditions

Type	Number of items	Length of borrowing
Books and picture-story show cards (kami-shibai)	Up to 10 items	15 days (8 days for manga and popular books)
Magazines (excluding the most recent issue)	Up to 3 items	8 days
Audiovisual materials (CDs, DVDs, videos)	Up to 2 items	8 days

Books can be checked out using the automatic check-out machines (excluding large books and books with CD-ROMs, etc.).

Users can also check out and return books at libraries in their community centers. (However, note that users who don't live in Tokai-mura but live in a cooperative area must return their books to the library from which they were borrowed.)

Contact

Tokai Library

Tel: 029-282-3435

<https://www.tosyo.vill.tokai.ibaraki.jp/>

V-6 Seasons & Events

Month	Events	Contents
January	Shogatsu	"Shogatsu" originally meant "January." Today, however, it is used to mean the 3 days from January 1 to 3 (which are also called "Sanganichi," or the first 7 days of the year (also called "Matsu-no-uchi"). Japanese consider New Year's Day to be a very important turning point. We celebrate the coming year together, and pray for our happiness. Most companies are closed during the first 3 days of the new year. Many people visit a shrine or temple to pray for a happy and peaceful new year (called "Hatsumode," the first visit of the year). Many people also return to their hometowns, so the traffic is congested during these 3 days.
	Hatsu-mode	To visit a shrine or temple for the first time to pray for a happy and healthy new year.
February	Setsubun	Setsubun is a festival that is held on February 3 or 4. Its purpose is to chase away evil spirits. People throw beans while shouting, "Oni wa soto, Fuku wa uchi," or "Devils out, happiness in." To celebrate, they also eat the same number of beans as their age.
	【Events in Tokai-mura】 Tokai-mura Winter Sports Meeting	
March	Hina-matsuri	Hina-matsuri, literally Doll's Festival, is a festival for girls that is celebrated on March 3. On this day, families with girls wish their daughters a successful and happy life. Special dolls, called Hina-ningyou, are displayed in houses where there are daughters. To celebrate Hina-matsuri, people drink sweet sake and eat special cakes, such as Hina-arare (a kind of rice cracker) and Hishimochi (a lozenge shaped cake).
April - May	Hanami	Japanese have a strong affection for cherry blossoms. In spring, Japanese get together with their colleagues or neighbors under the cherry trees and enjoy viewing the cherry blossoms with food and sake (liquor).
	【Events in Tokai-mura】 Sakura Festival	
	Golden Week	We have several holidays in a row running from late April to early May. This period is called "Golden Week." As this is a comparatively long holiday, many vacation spots are packed with tourists. Anyone planning to travel during this period should reserve their accommodation and travel tickets as early as possible.
June - July	Tsuyu	The rainy season or "tsuyu" is from the middle of June through late July. Few really heavy downpours occur, but this period is marked by cloud and drizzle. Mold and mildew are especially common during this time with a preference for dark chests and closets (Oshi-ire). Chemicals are available to combat these fungi. Food is also more susceptible to mold during this time.

July - August	Yudachi	It is hot and humid from late July through the end of August. During this time, the heat often triggers sudden summer showers complete with thunder and lightning. If you are outside during a lightning storm, avoid tall objects such as trees and remove metal accessories such as watches.
	Natsu-yasumi	All schools take a summer vacation from late July to the end of August. The "Bon" festival runs from August 13 through 16. (In Tokyo and other major cities, it is held in July.) Many companies, offices and shops have summer vacations during this period. It is traditional for people to return to their hometowns, as it is believed that dead spirits also return to their homes. As this is another popular tourism season, roads are generally packed.
	【Events in Tokai-mura】 Tokai Festival	
August – September	Taifu	August and September are the typhoon season. Pay attention to weather reports to stay informed about approaching storms. The following preparations should be made in the event of a typhoon. -Secure outside potted plants. -Have a flashlight and batteries available and in good working order. -Prepare water, food, and medicine.
September - October	Undokai	From the end of September through October, most schools and local communities hold sports festivals.
	【Events in Tokai-mura】 Tokai-mura General Athletic Meeting	
October - November	Koyo	In October and November, leaves change color, taking on beautiful red, orange and yellow hues. Japanese people are very sensitive to the change of season and appreciate it. During this period, a lot of people go to the mountains or forests in order to enjoy the beauty of nature. The word "Koyo" literally means "leaves changing to red."
	【Events in Tokai-mura】 Cultural Festival, I-MO no Festival	
December	Christmas	Christmas in Japan is celebrated as a family festival rather than a religious event. Some Japanese decorate trees, eat cake and give presents to children.
	Omisoka	Omisoka, or New Year's Eve, is celebrated on December 31. On this day, many Japanese families eat toshi-koshi-soba (meaning "year-crossing noodles"), a way of wishing for a long and happy life. Just before midnight on New Year's Eve, bells called Joya-no-Kane are rung at temples all around the country. The bells are struck 108 times in succession, following the teachings of Buddha. It is believed that a human being has 108 evil thoughts, and that the ringing of these bells expels these thoughts.
December - March	Heaters	The cold season, December through March, encourages the use of a Japanese traditional heater, called a kotatsu. Oil, gas and electric heaters are also available.

VI Support for Foreigners

VI-1 Tokai-mura Sister City Hall

Tokai-mura Sister City Hall was built as a hub for international exchange activities in 2001 on the 20th anniversary of the sister city agreement between Tokai-mura and Idaho Falls City, in the U.S.

It provides support for foreigners who have any concerns about everyday life and administrative procedures.

It includes a meeting room and multi-purpose space, and is used for meetings, foreign language classes and international exchange events, etc.

Open

9:00 a.m. – 9:00 p.m.

Closed

Sundays, New Year holiday (December 28 – January 3)

Usage fees for meeting room

A usage fee is required for any purpose other than for international exchange events.

9:00 a.m. – noon	600 yen
Noon – 1:00 p.m.	200 yen
1:00 p.m. – 5:00 p.m.	800 yen
5:00 p.m. – 6:00 p.m.	200 yen
6:00 p.m. – 9:00 p.m.	1,000 yen
9:00 a.m. – 9:00 p.m.	2,500 yen

Contact

Please feel free to contact the following address if you have any concerns about everyday life or administrative procedures.

Tokai-mura Sister City Hall

3-6-7 Tokai, Tokai-mura, 319-1192

Tel: 029-282-0535

Email: tokai.sch@net1.jway.ne.jp

Facebook: <https://www.facebook.com/tokai.sch>

VI-2 Tokai-mura International Association

Tokai-mura International Association (TIA) aims to create a regional society in Tokai-mura and Ibaraki Prefecture that all residents can enjoy, and to recognize different cultures and values and work towards building a society in which anybody can realize their role as part of the community through mutual respect.

Activities

- International exchange saloons
- International exchange bus tours
- Cooking classes
- Introducing Japanese and foreign culture
- Japanese language support

Contact

Tokai-mura International Association

(In Tokai-mura Sister City Hall)

3-6-7 Tokai, Tokai-mura, 319-1192

Tel: 029-279-1814

Email: tia2020@net1.jway.ne.jp

Website: <https://tia-tokai-mura.amebaownd.com/>

VI-3 Japanese Language Classes

You can learn Japanese at Japanese language schools or volunteer Japanese language classes. In the village, you can find organizations and groups that run Japanese language classes with or without charge.

Name of organization	Name of representative	Tel
Tokai JLT	Harumi Kikuchi	090-4846-1702
Tokai Volunteer Japanese Language School	Tomonori Akino	090-5209-3619
TIC Japanese Class	Sachiko Fujiwara	080-1001-3746

VI-4 Consultation Center for Foreigners

The "Consultation Center for Foreigners" of Ibaraki Prefecture International Association receives requests for consultation from foreigners on law, labor, marriage, education, and other issues of daily life in Japanese, English, Chinese, Portuguese, Thai, Tagalog, Spanish, Korean, Indonesian, Vietnamese and other languages. You can obtain consultation either by telephone or interview, so please select the way you prefer. Consultation is free and strictly confidential.

Hours:

8:30 a.m. – 5:00 p.m. from Monday to Friday

Consultation:

Law, labor, status of residence, marriage, education and other daily life issues

Consultation with a lawyer:

Twice a month, we offer free legal consultation with a lawyer for those who need advice on professional legal issues. (Reservations are required.)

Monday	Tuesday	Wednesday	Thursday	Friday
English / Japanese / other languages				
Vietnamese Chinese: from 1:30 p.m.	Korean Spanish Vietnamese Indonesian: from 1:30 p.m.	Chinese Thai Vietnamese	Portuguese Tagalog Indonesian	Thai

Contact

Consultation Center for Foreigners, Ibaraki International Association

2F The Hirosawa City Kaikan, 745 Ushirogawa, Senba-cho, Mito City, 310-0851

Tel: 029-244-3811

Website: <https://www.ia-ibaraki.or.jp/kokusai/soudan/center/index.html>

VII Main Public Facilities

Name	Address	Tel
Tokai Village Office	3-7-1 Tokai https://goo.gl/maps/xTK3VmqT6pm6jGBb9	029-282-1711
Tokai-mura Sister City Hall	3-6-7 Tokai https://goo.gl/maps/LJwwwYmootmHRUMn9	029-282-0535
Tokai Culture Center	768-15 Funaba https://goo.gl/maps/ssUrhU5VpomQoW8j9	029-282-8511
Tokai Library	774-5 Funaba https://goo.gl/maps/98JwWHNs3UStCHV57	029-282-3435
Tokai Central Community Center	768-15 Funaba https://goo.gl/maps/HcNhJLCvjjo842XP6	029-282-3329
Tokai Youth Center	768-15 Funaba https://goo.gl/maps/FwVar99Ej359XNKq6	029-282-7049
Ishigami Community Center	1609 Ishigami-Uchijuku https://goo.gl/maps/ZyXDZRKwAeEoAJA77	029-283-2868
Muramatsu Community Center	3370 Muramatsu https://goo.gl/maps/D5Ctd4jfQnpUkwAo9	029-282-9944
Shirakata Community Center	641 Shirakata https://goo.gl/maps/o25LXVejho9dzQNH9	029-287-3534
Masaki Community Center	833 Muramatsu https://goo.gl/maps/y63xBv7nsQoQoo6A6	029-283-4477
Funaishikawa Community Center	158-1 Funaishikawa https://goo.gl/maps/ZeSqDQZM85pVSfCSA	029-283-1951

Nakamaru Community Center	345 Suwama https://goo.gl/maps/psvBAnbXrjQYbiZV8	029-287-2128
Akogigaura Park	579 Muramatsu https://goo.gl/maps/wAtT6wRpzGQQtZt78	029-282-3835
Tokai Station Gallery	1-1-1 Funaishikawa-Ekinishi https://goo.gl/maps/yrNWayK5dF4HhJ7o9	029-287-3680
Tokai Gymnasium	749-3 Funaba https://goo.gl/maps/SdFieY8wxA33XeyPA	029-283-0673
Tokai Tennis Court	534-5 Funaba https://goo.gl/maps/5DUcPNaBNoqzPn9h8	029-282-8571
Tokai Swimming Plaza	768-28 Funaba https://goo.gl/maps/UGLck4LaKRzTEFVZA	029-287-0807
Kuji Riverbed Sports Ground	356 Kameshita https://goo.gl/maps/hCLw9JTxu1UR1UG19	029-283-0673
Tokai-Minami Junior High School Night Playground	768 Funaba https://goo.gl/maps/MF8KsAwmNvCo7tRV8	029-283-0673
"Nagomi" Tokai Comprehensive Support Center	3-9-33 Funaishikawa-Ekihigashi https://goo.gl/maps/3UBb7YaLKwzJDPLJA	029-287-2525
Tokai Welfare Center "Kizuna"	2005 Muramatsu https://goo.gl/maps/6LcSoBZ9uCrtuY8C8	029-283-2299
Tokai Industry and Information Plaza "iVil"	3-1-1 Funaishikawa-Ekihigashi https://goo.gl/maps/h6guNXMWPAS7jhbW5	029-306-1155
Tokai Village Volunteer Center "Egao"	1-3-20 Toyoshiro https://goo.gl/maps/q2GD9CmhutJT2QE29	029-283-4538
Tokai Village Museum	768-38 Muramatsu https://goo.gl/maps/48KwLZnqk3RFw8sE8	029-287-0851

First Edition, September 2008

First Revision, February 2011

Second Revision, March 2014

Third Revision, February 2022

LIVING IN TOKAI

Third Revised Edition

Secretarial and Public Relations Section,
Planning and General Affairs Department,
Tokai Village Office, TEL 029-282-1711